

## SEPTEMBER YEARLING SALES PREPARATION TIMETABLE

late february

- Take radiographs of yearlings. If any problems are detected and surgery is required your horse may then benefit from the additional time that consigning in September will give them. For required Repository views [click here](#).


may 15th

- Paddock colts separately, if not already done.
- Remove neck straps.
- Please do not clip your horse or pull its mane at this time.*


june 1st

- Start keeping your yearling in during the day; turn out at night after 7:00 pm, try to have them in by 8:00 am each morning. This will keep your horse from getting sunburned. A good hair coat is a sign of health. However, keep in mind that a sudden transition from out 24/7 to in 10 - 12 hours, can be stressful to a young horse and if possible, you should try to make a this a gradual transition.
- If you notice your horse eating his bedding or you see that he is overweight, change him to shavings.
- Start leading your yearlings to and from the paddock with a chifney. It's best to let the horse adjust to the bit a little at a time. How your horse will handle the bit and his response to his handler is very important in his presentation at the sale. He will need to move off the bit in the manner desired by the showman, stop, stand and have his stance adjusted, all of this is communicated through the chifney. A horse that is educated to the bit will show to a better advantage and consequently sell better.
- It's important to develop a good brisk walk to and from the paddock, and try to walk next to your horse's shoulder, not in front of him. If your horse gets used to walking behind someone he's more likely to bite or lag verse developing a good forward style of walking.
- Start picking feet every day. We suggest that you teach your horse to cross pick, ie. You reach under his belly to pick his right feet and remain on his near side.
- Start painting feet to prevent cracks, Monday, Wednesday and Friday. Use a moisturizing foot product, such as Hoofmaker.
- Start grooming on a daily basis. Bathe your horse at least once a week or more depending on his exercise routine. Please do not pull manes or trim yet.
- Braid mane if necessary to the right side, don't leave the braids in for more then 4 days.
- Start practicing showing, standing and leading on a daily basis. We would like the horse to show in an open stance, with the off front leg slightly behind the near front leg. The near hind leg is behind the off hind leg.
- Start walking at least 30 minutes per day. Develop a good brisk walk, remember your handler must remain at the horse's shoulder. Try to walk in a shaded area so the horse isn't exposed to too much sun. Also, use any hills you have available.
- If you choose to use a round pen, keep in mind the type of footing you have and make a gradual start in the round pen. Make sure to work the horse both ways. You want even development and if he needs muscle on his top line, use side reins.



See [www.warrendalesales.com/dates-deadlines.shtml](http://www.warrendalesales.com/dates-deadlines.shtml)

 **REGISTRATION PAPERS DUE AT KEENELAND.** There is \$100 penalty levied by Keeneland if papers are received after this date.


See [www.warrendalesales.com/dates-deadlines.shtml](http://www.warrendalesales.com/dates-deadlines.shtml)

 Start date to draw blood for EVA and Coggins tests. The Coggins test must be dated with 6 months of the sale and the EVA test within 3 months of sale date. These documents are due in the Keeneland office by August 18. There is a late charge of \$100 levied by Keeneland for any of these documents turned in after the 18th.


august 1st

 Shoe front feet. Trim hind feet.  
 Continue to bath on a regular basis, it's always better to have your horse used to being bathed before he arrives at the sale.


See [www.warrendalesales.com/dates-deadlines.shtml](http://www.warrendalesales.com/dates-deadlines.shtml)


 EVA, COGGINS DUE AT KEENELAND, please send these to the Warrendale office prior to the deadline so that we can copy them for our records. There is a late charge of \$100 levied by Keeneland for any of these documents turned in after the deadline. *Originals only, no copies will be accepted by Keeneland.*

See [www.warrendalesales.com/dates-deadlines.shtml](http://www.warrendalesales.com/dates-deadlines.shtml)


 Time frame for x-rays of yearlings to be taken. Films must be taken within 21 days of sale date and handed into the repository at specified time, usually 3 days before selling date. We will notify you. Please determine when films should be shot based on your horse's selling date.

feeding suggestions

 **grains**  
A 14-16% protein feed is recommended, either pellets or a sweet feed/oats mix. Base the amount of feed on weekly evaluations of your horse's weight through visual inspection or weighing. Start on rice bran oil; build up to 2 ounces per feeding. Lactobacillus cultures are a good addition to the diet, found in products like Fast Track and Pro Bios. The addition of fat to the diet is suggested to improve coat condition and weight and rice bran oil is a good example.

 **hay**  
Good quality hay is a very important part of your horse's diet. You want a good timothy or mixed hay that isn't too stemmy. Good heads on the timothy and good color are all indications of good hay. If you use alfalfa, use sparingly - a flake in the morning and evening feedings.

shipping

 Our office will notify you prior to the sale with ship in dates and the exact time and barn to ship to. If your yearling is shipping a long distance, use a box stall. Be sure to have your horse oiled and have your vet issue a health certificate prior to shipping (if you are coming from out of state). Put a sheepskin or soft wrappings on his halter on the crown and nosepiece to protect him from rubbing. Put identification or a shipping tag on him. It's very important that when he arrives at the sale ground we know who he is, as he most likely will be received by the barn foreman and they won't have seen him before. Shipping with an attendant is recommended.