

OCTOBER YEARLING SALES PREPARATION TIMETABLE

by June 1



Paddock colts separately, if not already done.

Remove neck straps.

Please do not clip your horse or pull his mane at this time.

July 1th



Start keeping your yearling in during the day; turn out at night after 7:00 pm, try to have them in by 8:00 am each morning. This will keep your horse from getting sunburned. A good hair coat is a sign of health. However, keep in mind that a sudden transition from out 24/7 to in 10 - 12 hours, can be stressful to a young horse and if possible, you should try to make a this a gradual transition.

If you notice your horse eating his bedding or you see that he is overweight, change him to shavings.

Start leading your yearlings to and from the paddock with a chifney. It's best to let the horse adjust to the bit a little at a time. How your horse will handle the bit and his response to his handler is very important in his presentation at the sale. He will need to move off the bit in the manner desired by the showman, stop, stand and have his stance adjusted, all of this is communicated through the chifney. A horse that is educated to the bit will show to a better advantage and consequently sell better.

It's important to develop a good brisk walk to and from the paddock, and try to walk next to your horse's shoulder, not in front of him. If your horse gets used to walking behind someone he's more likely to bite or lag verse developing a good forward style of walking.

Start picking feet every day. We suggest that you teach your horse to cross pick, ie. You reach under his belly to pick his right feet and remain on his near side.

Start painting feet to prevent cracks, Monday, Wednesday and Friday. Use a moisturizing foot product, such as Hoofmaker.

Start grooming on a daily basis. Bathe your horse at least once a week or more depending on his exercise routine. Please do not pull manes or trim yet.

Braid mane if necessary to the right side, don't leave the braids in for more then 4 days.

Start practicing showing, standing and leading on a daily basis. We would like the horse to show in an open stance, with the off front leg slightly behind the near front leg. The near hind leg is behind the off hind leg.


Start walking at least 30 minutes per day. Develop a good brisk walk, remember your handler must remain at the horse's shoulder. Try to walk in a shaded area so the horse isn't exposed to too much sun. Also, use any hills you have available.

If you choose to use a round pen, keep in mind the type of footing you have and make a gradual start in the round pen. Make sure to work the horse both ways. You want even development and if he needs muscle on his top line, use side reins.


The Kesmarc swim pool facility is HIGHLY RECOMMENDED for preparing yearlings for the sale. Swimming two or three times a week is beneficial for horses who are carrying a lot of weight. It is located in Versailles and their number is 859-873-9955.

september 10th


 Shoe front feet. Trim hind feet.

 Continue to bath on a regular basis, it's always better to have your horse used to being bathed before he arrives at the sale.


See www.warrendalesales.com/dates-deadlines.shtml


 **Coggins and Jockey Club Registration papers due at Fasig-Tipton**, please send these to the Warrendale office prior to the deadline so that we can copy them for our records. There is a late charge of \$50 levied by Fasig-Tipton for any of these documents turned in after the 1st. Remember, originals only, no copies are accepted by Fasig-Tipton. The coggins must be dated with 6 months of the sale. No EVA is required.


See www.warrendalesales.com/sdates-deadlines.shtml

 Start date for x-rays of yearlings to be taken. Films must be taken within 15 days of sale date and handed into the repository at specified time, usually 3 days before selling date. We will notify you. [Click here](#) for required views. If your horse was entered in the Fasig-Tipton July sale, your films are acceptable for use at the October Sale.

1 week prior to the sale


 Do final shoeing. If you prefer, we can have our blacksmith do the final shoeing at the sale.

 Please discuss with us any pulling of manes or clipping you plan on doing prior to shipping to the sale. A uniform look to the consignment is preferred and we would like discussing this with you.

 Do not order halters, we will have ordered a halter for your yearling so that all the horses will have a uniform presentation.

feeding suggestions

grains

 A 14-16% protein feed is recommended, either pellets or a sweet feed/oats mix. Base the amount of feed on weekly evaluations of your horse's weight through visual inspection or weighing. Start on rice bran oil; build up to 2 ounces per feeding. Lactobacillus cultures are a good addition to the diet, found in products like Fast Track and Pro Bios. The addition of fat to the diet is suggested to improve coat condition and weight and rice bran oil is a good example.

hay

Good quality hay is a very important part of your horse's diet. You want a good timothy or mixed hay that isn't too stemmy. Good heads on the timothy and good color are all indications of good hay. If you use alfalfa, use sparingly - a flake in the morning and evening feedings.

We also recommend adding MSM to the feed of all yearlings for epiphysitis as an anti-inflammatory and preventative measure.

shipping

Our office will notify you prior to the sale with ship in dates and the exact time and barn to ship to. If your yearling is shipping a long distance, use a box stall. Be sure to have your horse oiled and have your vet issue a health certificate prior to shipping (if you are coming from out of state). Put a sheepskin or soft wrappings on his halter on the crown and nosepiece to protect him from rubbing. Put identification or a shipping tag on him. It's very important that when he arrives at the sale ground we know who he is, as he most likely will be received by the barn foreman and they won't have seen him before. Shipping with an attendant is recommended.